



### District Report Card: 2017


<b>State:</b> Punjab	<b>District:</b> Kapurthala
<b>Class:</b> 3	<b>Subject:</b> Mathematics
<b>Schools:</b> 61	<b>Students:</b> 760


### Participation/Coverage


#### Students

<b>GENDER</b> 	Boys		Girls	
	Number	%	Number	%
	396	52.11	364	47.89

<b>AREA</b> 	Rural		Urban	
	Number	%	Number	%
	579	76.18	181	23.82

<b>CATEGORY</b> 	SC		ST		OBC		GEN	
	Number	%	Number	%	Number	%	Number	%
	489	64.34	1	0.13	81	10.66	189	24.87

<b>CWSN</b> 	LD	VI	HI	S&LD	ID	Oth
	0	2	3	8	8	14

<b>Management</b> 	Government		Government-aided	
	Number	%	Number	%
	713	93.82	47	6.18

### Average Performance of Students in Mathematics (%)

Overall	Gender		Area		Management		Social Group			
	Male	Female	Rural	Urban	Govt.	Aided	SC	ST	OBC	GEN
55.61	54.44	56.87	57.02	51.09	55.04	64.26	57.63	73.33	53.66	51.11

## Performance on Learning Outcomes (LOs)

Learning Outcomes	Description	Average Performance(%)
M301	Reads and writes numbers up to 999 using place value	54.99
M302	Compares numbers up to 999 based on their place values	69.34
M303	Solves simple daily life problems using addition and subtraction of three digit numbers with and without regrouping	45.13
M304	Constructs and uses the multiplication facts (up till 10) in daily life situations	55.99
M305	Analyses and applies an appropriate number operation in the situation/ context	54.47
M306	Explains the meaning of division facts by equal grouping/sharing and finds it by repeated subtraction	54.21
M309	Identifies and makes 2D-shapes by paper folding, paper cutting on the dot grid, using straight lines etc.	76.56
M311	Fills a given region leaving no gaps using a tile of a given shape	17.85
M312	Estimates and measures length and distance using standard units like centimeters or meters & identifies relationships	26.91
M317	Reads the time correctly to the hour using a clock/watch	71.97
M318	Extends patterns in simple shapes and numbers	47.69
M319	Records data using tally marks, represents pictorially and draws conclusions	71.71

Range of Performance of Students who Answered Correctly							
Below 30%		30% - 50%		50% - 75%		Above 75%	
Number	%	Number	%	Number	%	Number	%
125	16.45	170	22.37	292	38.42	173	22.76

### Lowest Performing Learning Outcomes (LOs)

- 1 - Fills a given region leaving no gaps using a tile of a given shape (17.85)
- 2 - Estimates and measures length and distance using standard units like centimeters or meters & identifies relationships (26.91)
- 3 - Solves simple daily life problems using addition and subtraction of three digit numbers with and without regrouping (45.13)
- 4 - Extends patterns in simple shapes and numbers (47.69)
- 5 - Explains the meaning of division facts by equal grouping/sharing and finds it by repeated subtraction (54.21)